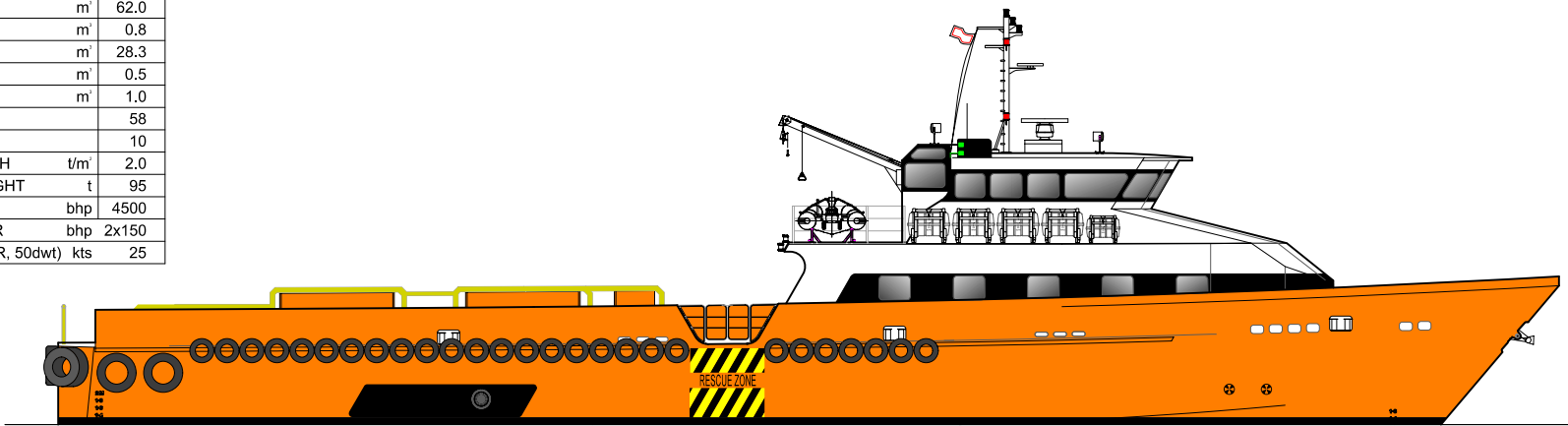
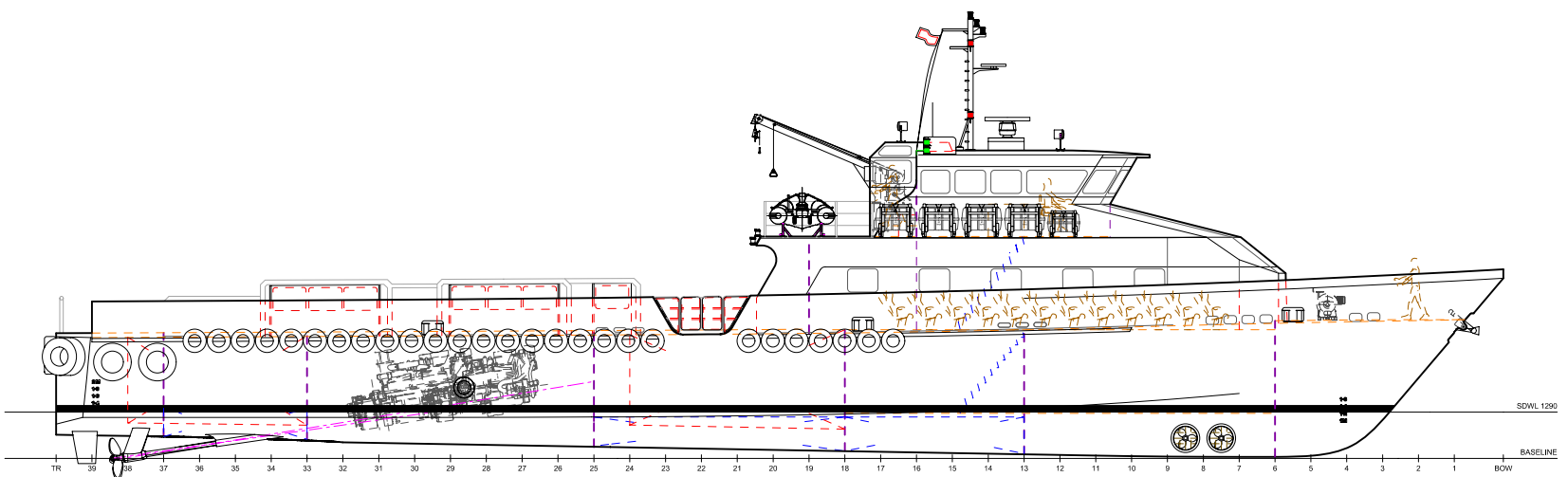
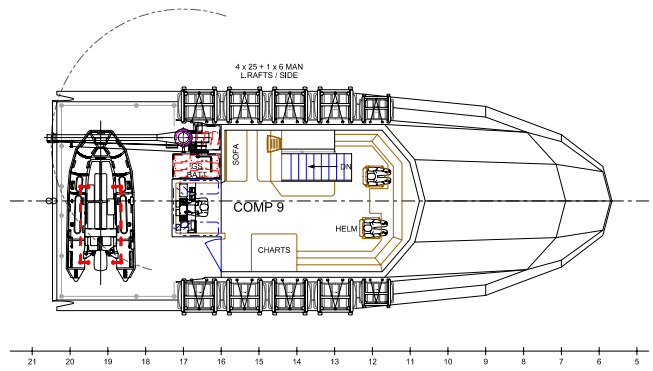


PRINCIPAL PARTICULARS		
LENGTH O.A.	m	40.37
BEAM MOULDED	m	7.5
DEPTH MOULDED	m	3.2
GRT		238
DRAFT, MAX BL	m	1.72
DRAFT, MAX PROP	m	2.35
CLEAR DECK	m'	117
FUEL OIL	m'	62.0
LUBE OIL	m'	0.8
FRESH WATER	m'	28.3
BLACK WATER	m'	0.5
GREY WATER	m'	1.0
PASSENGERS		58
CREW		10
DECK STRENGTH	t/m'	2.0
MAX DEAD WEIGHT	t	95
PROPULSION	bhp	4500
BOW THRUSTER	bhp	2x150
SPEED (85%MCR, 50dwt)	kts	25



SDWL 1290



SDWL 1290

BASELINE

